












Corded Grinders

<p>Heavy Duty 9" Large Angle Grinder DEW-DWE4559N</p>  <ul style="list-style-type: none"> • High power 4 HP 5,000 rpm motor with overload protection • Epoxy coated field & armature protects against airborne debris abrasion 	<p>7" Large Angle Grinder DEW-DWE4557</p>  <ul style="list-style-type: none"> • High power 4 HP (maximum motor HP) 6,000 rpm motor with overload protection provides higher operating speeds under load 	<p>6" High Performance Cut-Off Grinder DEW-D28144 or DEW-D28140</p>  <ul style="list-style-type: none"> • Dual Clutch Protection™ prevents the gears from stripping & motor from burning up in a wheel pinch/stall increasing durability
<p>4-1/2" Small Angle Grinder DEW-D28112 or DEW-D28402</p>  <ul style="list-style-type: none"> • 10.0 Amp AC/DC 11,000 rpm motor • Dust Ejection System™ provides durability by ejecting dust particles that enter the tool through the air intake vents 	<p>4-1/2" - 5" High Performance Grinder DEW-D28114N or DEW-D28131</p>  <ul style="list-style-type: none"> • Complete Electronic Control™ provides multiple advanced technology features such as E-Clutch®, Power-Off®, and Power-Loss Reset® 	<p>1-1/2" Die Grinder DEW-DWE4887N</p>  <ul style="list-style-type: none"> • 3.0 Amp, 25,000 rpm motor provides high power & speed for all 1-1/2" grinding applications • AC/DC capacity works off welding machines & generators for increased productivity and versatility
<p>7" 8,500 rpm 4.7 HP Angle Grinder DEW-DWE4557</p>  <ul style="list-style-type: none"> • High power 4.7 HP (maximum motor HP) 8,500 rpm motor provides overload protection provides higher operating speeds under load 	<p>5" / 6" Cutting & Tuckpointing Dust Shroud Tool Kit DEW-DWE46101</p>  <ul style="list-style-type: none"> • 11 Amp/1.9 HP 10,000 RPM motor designed for fast material removal 	<p>5" Surface Grinding Dust Shroud DEW-DWE46150</p>  <ul style="list-style-type: none"> • Provides a dust collection solution for flush edge grinding